

# **Giving Presentations**

PSYC 260 Lab  
Winter 2010



# Presentations

- Keep it to the point
  - Act like you are telling a story
- What do you want the audience to learn
  - Include the major points
  - Have a slide for each point in your talk

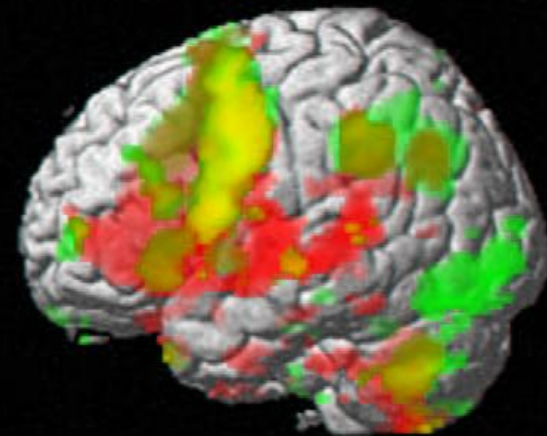
## Key points

- Follow the ‘big story’
  - start with the big question
  - bring it to the specific question you examine
  - tell how your results inform the bigger question
- Be clear and communicative
  - provide information in a clear and interesting way
  - don’t get off track with details that are unimportant

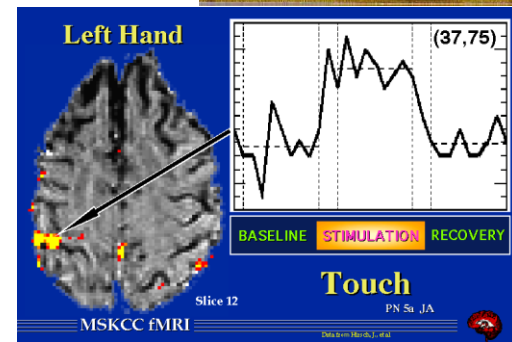
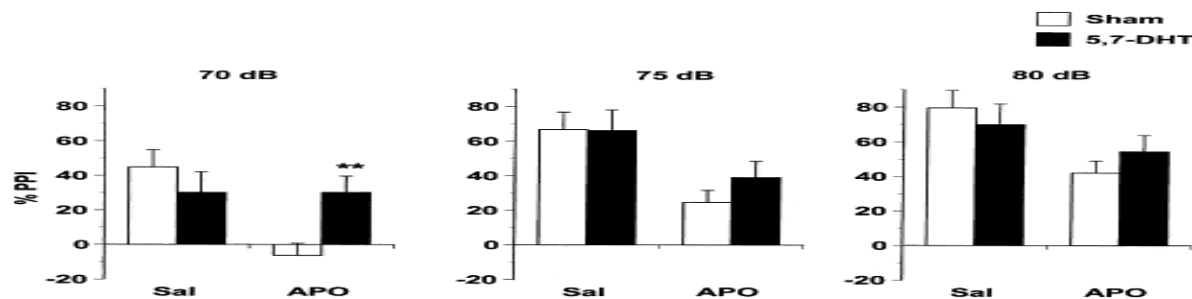

# Preparing your presentation: The Details

- 6-8 min presentation, 5 min question period
- Email finished presentation to Matt ([matt@dixon@psych.ubc.ca](mailto:matt@dixon@psych.ubc.ca)) so we can transition smoothly

# Preparing your presentation: Slides



- Proofread your slides
  - Mistakes are distracting
- Do not clutter your slides or use run-on sentences that seem to ramble away and the audience spends the entire time trying to read your slide rather than listen to what you have say
- Make sure font is large enough to see



# Preparing your presentation: Slides

- When presenting graphs, tables, or images
  - Make them as clear as possible
  - Point out what you want the audience to notice
  - Only display the necessary information

# Delivering your presentation: Speaking

- Talk slowly and clearly
- Convince your audience that your talk is interesting
  - Sound interested yourself
- Avoid talking to the screen or blocking it
- Be confident – PRACTICE!!!

# Delivering your presentation: Pacing

- Emphasize main points
  - Use voice and gestures
- Avoid getting off topic
- Avoid rushing through complicated or boring material
- Remember to breathe



# After the Presentation

- Wait a few seconds... questions may not come right away
- Don't worry if people point out problems... that doesn't mean the study on the whole is bad. Try to remember that critical feedback can be constructive.
  - (Audience should remember to keep comments constructive as well)
- It is OK if you cannot answer a question
  - Saying you don't know is okay 😊

# Marking presentations

- Every class member will mark each presenter
  - Introduction /5
  - Results /5
  - Discussion /5
- Markers: Don't give everyone super high marks, that will just force us to bell them!

**And remember...**

---

**Have fun! 😊**